



ABL Government Securities Fund

Nine Months Report

CONDENSED INTERIM FINANCIAL INFORMATION
FOR THE PERIOD ENDED MARCH 31, 2017



ABL Asset Management

Discover the potential

CONTENTS

Fund's Information	1
Report of the Directors of the Management Company	2
Condensed Interim Statement of Assets and Liabilities	5
Condensed Interim Income Statement (Un-audited)	6
Condensed Interim Distribution Statement (Un-audited)	7
Condensed Interim Statement of Movement in Unit Holders' Fund (Un-audited)	8
Condensed Interim Cash Flow Statement (Un-audited)	9
Notes to the Condensed Interim Financial Information (Un-audited)	10
Report of the Directors of the Management Company (Urdu Version)	27
Jama Punji	28

ABL GOVERNMENT SECURITIES FUND

FUND'S INFORMATION

Management Company:	ABL Asset Management Company Limited Plot/Building # 14, main Boulevard, DHA, Phase - VI, Lahore - 54810	
Board of Directors	Sheikh Mukhtar Ahmed Mr. Mohammad Naeem Mukhtar Mr. Muhammad Waseem Mukhtar Mr. Tahir Hassan Qureshi Mr. Kamran Nishat Mr. Muhammad Kamran Shehzad Mr. Alee Khalid Ghaznavi	Chairman CEO/ Director
Audit Committee:	Mr. Kamran Nishat Mr. Muhammad Waseem Mukhtar Mr. Muhammad Kamran Shehzad	Chairman Member Member
Human Resource and Remuneration Committee	Mr. Muhammad Waseem Mukhtar Mr. Kamran Nishat Mr. Alee Khalid Ghaznavi	Chairman Member Member
Chief Executive Officer of The Management Company:	Mr. Alee Khalid Ghaznavi	
Chief Financial Officer & Company Secretary:	Mr. Saqib Matin	
Chief Internal Auditor:	Mr. Kamran Shehzad	
Trustee:	Central Depository Company of Pakistan Ltd. CDC House, 99-B, Block 'B', S.M.C.H.S., Main Shahra-e-Faisal, Karachi - 74400	
Bankers to the Fund:	Allied Bank Limited Bank Al- Falah Limited Faysal Bank Limited JS Bank Limited Sindh Bank Limited	
Auditor:	Deloitte Yousuf Adil Chartered Accountants Cavish Court, A- 35, Block 7 & 8, KCHSU Shahra-e-Faisal, Karachi.	
Legal Advisor:	Ijaz Ahmed & Associates Suite # 7, 11th Zamzama Street Phase-V, DHA Karachi.	
Registrar:	ABL Asset Management Company Limited. 11 - B, Lalazar, M. T. Khan Road, Karachi.	



ABL GOVERNMENT SECURITIES FUND

REPORT OF THE DIRECTORS OF THE MANAGEMENT COMPANY

The Board of Directors of ABL Asset Management Company Limited, the management company of ABL Government Securities Fund (ABL-GSF), is pleased to present the Condensed Interim Financial Statements (un-audited) of ABL Government Securities Fund for the nine months ended March 31, 2017.

ECONOMIC PERFORMANCE REVIEW

Pakistan's macroeconomic indicators remained steady during the period under review. Despite uptick in inflation in March-17 to 4.94%YoY due to higher fuel and food costs, overall, 9MFY17 average CPI now stands at a comfortable level of 4.01%YoY. Given international oil prices at current level, we foresee inflation to stay around 4.3%-4.5% mark for FY17, well below the GoP target of 6.0%. Furthermore, country is also set to achieve GDP growth of above 5% (SBP's expectations between 5%-6%). The strong GDP growth is a result of improved growth in agricultural sector as well as heavy infrastructure development as the China Pakistan Economic Corridor (CPEC) projects have started in earnest with many early harvest projects for power and electricity slated for completion in 2018.

On the flipside, external position continues to weaken due to deterioration in trade balance, higher services deficit and decline in workers' remittances. Increase in imports on account of machinery and recovery in crude oil prices (9MFY17 average crude oil price up by 21%YoY) have resulted in a higher trade deficit (9MFY17: USD15,395mn +27%YoY). Moreover, exports also suffered (down 2%YoY), largely due to weak global demand and comparative strength of the Pak Rupee as compared to regional currencies (SBP REER at PKR126/USD). As a result, current account (CA) deficit for the period widened by massive 121%YoY to USD5,473mn (2.6% of GDP) compared to USD2,482mn (1.3% of GDP) in the corresponding period last year. To address weak exports, government announced an export package during the quarter under review to bolster annual exports which should help revive exports growth going forward.

Fiscal balance also remained a cause of concern as the government continued to miss the mark on tax collection. Overall tax collection for 9MFY17 clocked in at PKR 2,258bn reflecting an increase of 7.9%YoY. This leaves the FBR with an uphill task of collecting PKR 1,362.8bn in the last quarter of FY17 in order to meet FY17 tax collection target of PKR 3,620.8bn. The government has already admitted to IMF that the budget deficit will remain at 4.1% of the GDP, slightly missing the target of 3.8% of GDP. That said, the FBR is planning on aggressive tax measures to meet the tax collection target. Debt servicing continued to put pressure on external reserves. As a result, FX reserves came off by USD 1,652mn (QoQ) to USD21,551mn. The government is in the process of securing external debt to shore up the reserves and keep the exchange rate in check.

Despite favorable model based numbers, SBP keeping in view the balance of payment concerns decided to maintain policy rate at 5.75% in monetary policy statements.

The economy is expected to continue to post strong GDP growth on the back of infrastructure development related to the CPEC projects. Significant improvement in power generation and distribution as a part of the CPEC will reduce chronic power shortages plaguing the industrial sector as a result driving LSM growth higher. Nevertheless, pressure on external account front is likely to build up as significant external debt servicing is scheduled in 4QFY17.

MUTUAL FUND INDUSTRY REVIEW

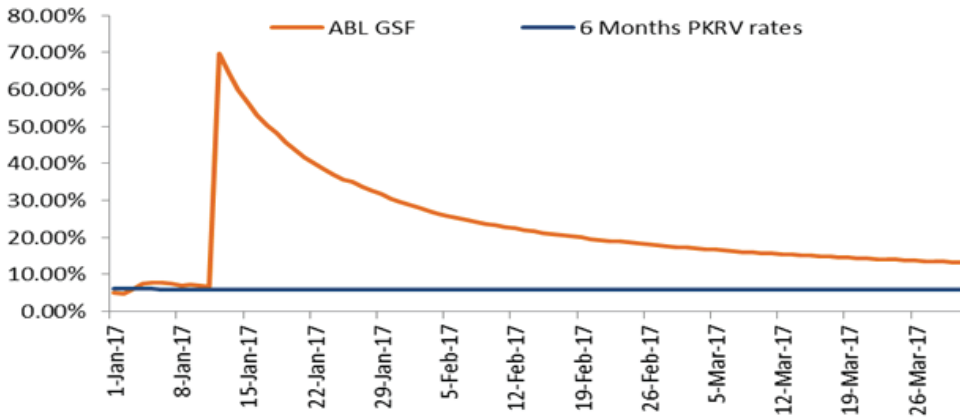
Total assets under management (AUMs) of open end mutual fund industry posted a decent growth of 7.5% during 3QFY17 (from PKR610 billion to PKR656 billion), mainly on account of substantial flows in equities amid low interest rates. Equity funds including Conventional and Islamic equity registered a growth of 5%QoQ and 13%QoQ in AUMs to close the period at PKR164 billion and PKR124 billion, respectively. On the flip side, volatility at low returns resulted into an outflow of PKR6 billion (-7%QoQ) from income funds category to end the quarter at PKR84 billion. On cumulative basis, the fixed income category (comprising of Income, Aggressive Income and Money Market funds) registered a muted growth of 2% in 3QFY17 to close at PKR173 billion in March 2017 compared to PKR170 billion in December 2016.

FUND PERFORMANCE

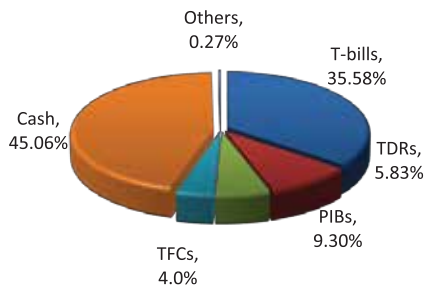
During the period under review, ABL GSF posted an attractive return of 13.20% against the benchmark performance of 5.95%, showing an outperformance of 725bps. This was primarily due to trading and valuation gains on government securities portfolio. The return for the quarter also reflects the impact of WWF provisioning reversal. During the period

under review, the bond market traded within a narrow range however, the fund capitalized by playing the yield curve to generate alpha. The fund also took fresh exposure in TFCs and accumulated high quality debt instruments from the market. On YTD basis, the fund generated an annualized return of 7.12% against the benchmark of 5.80%.

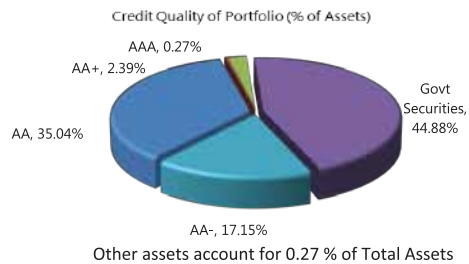
During the quarter, ABL Government Securities Fund's size reduced by 24.95% to PKR 4.437 billion in March 2017 from PKR 5.912.3 billion as at December 31, 2016. During the quarter, we increased our duration to 363 days from 189 days by increasing allocation towards T-Bills & PIBs. As a result, asset allocation of the fund as at 31st March 2017 comprised of 9.30% in PIBs & 35.58% in Treasury bills, whereas term deposits and cash constituted 5.83% and 45.06% of total assets respectively. The fund's total exposure in TFCs at quarter end stood at 3.96% of total asset. Allocation towards bank deposits was increased in late March due to better rates offered by banks at quarter end.



Asset Allocation



Asset Quality



OUTLOOK

We foresee stable interest rates regime in near term amid stable international oil prices and controlled inflation numbers. The next fiscal year however pose challenges primarily on Balance of Payments (BoP) front due to weak trade balance (higher growth in imports while exports remain under pressure) and subdued growth in remittances. Thus, all this could mount pressure on PKR against greenback. Nevertheless, growth targets appear achievable due to improved business activity (LSM up 3.48% in 7MFY17), higher agricultural growth, better energy availability and lower input prices.

In the light of above scenario, ABL GSF will continue to avoid exposure in longer tenor instruments. We expect market yields to remain in a narrow range amid stable interest rate environment. However, we will position the fund to play the yield curve actively and book gains on timely basis to curb volatility in returns.

AUDITORS

M/s. Deloitte Yousuf Adil (Chartered Accountants), on the recommendation of the Audit Committee of the Board of Directors being eligible for appointment have been appointed as auditors for the year ending June 30, 2017 for ABL Government Securities Fund (ABL-GSF).



FUND STABILITY RATING

JCR-VIS Credit Rating Company Ltd. (JCR-VIS) on December 30, 2016, has reaffirmed the Fund Stability Rating of ABL Government Securities Fund (ABL-GSF) at 'A(f)' (Single A(f)).

MANAGEMENT QUALITY RATING

On December 30, 2016, JCR-VIS Credit Rating Company Limited has reaffirmed the Management Quality Rating of ABL Asset Management Limited (ABL AMC) at 'AM Two Plus' (AM2+). Outlook on the assigned rating is 'Stable'.

ACKNOWLEDGEMENT

We thank our valued investors who have placed their confidence in us. The Board is also thankful to Securities & Exchange Commission of Pakistan, the Trustee (Central Depository Company of Pakistan Limited) and the management of Pakistan Stock Exchange Limited for their continued guidance and support. The Directors also appreciate the efforts put in by the management team.

Karachi, April 21, 2017

For & on behalf of the Board



Alee Khalid Ghaznavi
Chief Executive Officer

ABL GOVERNMENT SECURITIES FUND
CONDENSED INTERIM STATEMENT OF ASSETS AND LIABILITIES
AS AT MARCH 31, 2017

		(Un-Audited) March 31, 2017	(Audited) June 30, 2016
	Note	----- Rupees in '000 -----	
ASSETS			
Balances with banks	4	3,088,346	7,374,681
Investments	5	3,748,306	2,298,906
Security deposits and prepayments		114	-
Profit receivable		17,645	100,810
Other receivable		785	738
Preliminary expenses and floatation costs		-	414
Total assets		6,855,196	9,775,549
LIABILITIES			
Payable to ABL Asset Management Company Limited - Management Company	6	56,897	59,843
Payable to Central Depository Company of Pakistan Limited - Trustee	7	397	621
Payable to Securities and Exchange Commission of Pakistan		4,306	7,312
Dividend payable		-	362
Payable against purchase of investments		2,340,874	-
Accrued expenses and other liabilities	8	13,634	178,168
Payable against redemption of units		2,000	32,991
Total liabilities		2,418,108	279,297
NET ASSETS		4,437,088	9,496,252
UNIT HOLDERS' FUND (AS PER STATEMENT ATTACHED)		4,437,088	9,496,252
CONTINGENCIES AND COMMITMENTS			
	9	----- (Number of units) -----	
NUMBER OF UNITS IN ISSUE		420,174,855	945,612,021
		----- (Rupees) -----	
NET ASSET VALUE PER UNIT		10.5601	10.0424
FACE VALUE PER UNIT		10.0000	10.0000

The annexed notes 1 to 16 form an integral part of this condensed interim financial information.


ALEE KHALID GHAZNAVI
 CHIEF EXECUTIVE OFFICER

For ABL Asset Management Company Limited
 (Management Company)



MUHAMMAD KAMRAN SHEHZAD
 DIRECTOR



ABL GOVERNMENT SECURITIES FUND
CONDENSED INTERIM INCOME STATEMENT (UN-AUDITED)
FOR THE NINE MONTHS AND QUARTER ENDED MARCH 31, 2017

		For the Nine Months ended March 31, 2017	For the Nine Months ended March 31, 2016	For the quarter ended March 31, 2017	For the quarter ended March 31, 2016
INCOME					
Profit on deposits with banks		64,790	70,020	8,418	18,050
Income from term deposit receipts		20,004	55,414	10,469	27,922
Income from letter of placements		8,972	3,397	5,480	110
Income from other sukuks		4,570	-	3,810	-
Income from government securities		262,559	403,370	57,231	112,462
Capital (loss) / gain on sale of investments - net		(23,438)	147,809	(290)	70,400
		337,457	680,010	85,118	228,944
Unrealised (loss) / gain on re-measurement of investments at "fair value through profit or loss - held for trading" - net	5.3	231	9,803	2,363	(13,557)
Total income		337,688	689,813	87,481	215,387
EXPENSES					
Remuneration of ABL Asset Management Company Limited - Management Company	6.1	71,761	93,320	16,951	29,360
Sindh sales tax on remuneration of the Management Company	6.2	9,329	15,159	2,204	4,772
Federal Excise Duty (FED) on remuneration of the Management Company	6.3	-	14,931	-	4,697
Reimbursement of operational expenses to the Management Company	6.4	5,734	-	1,359	-
Remuneration of Central Depository Company of Pakistan Limited - Trustee		4,869	6,097	1,202	1,948
Sindh sales tax on remuneration of Trustee	7.1	634	854	157	273
Annual fee - Securities and Exchange Commission of Pakistan (SECP)		4,306	5,599	1,017	1,761
Auditors' remuneration		411	367	141	100
Amortization of preliminary expenses and floatation costs		414	753	-	249
Legal and professional charges		-	274	-	-
Printing charges		214	113	67	37
Annual rating fee		193	193	64	85
Listing fee		41	38	13	13
Brokerage and securities transaction costs		1,892	3,862	708	1,129
Bank and settlement charges		227	317	93	70
Total operating expenses		100,025	141,877	23,976	44,494
Net income for the period from operating activities		237,663	547,936	63,505	170,893
Element of income / (loss) and capital gains / (losses) included in the prices of units issued less those in units redeemed - net		(132,917)	31,762	(76,212)	45,119
Provision for Sindh Workers' Welfare Fund	8.1	(10,865)	-	(10,865)	-
Reversal of Provision for Workers' Welfare Fund	8.1	131,308	-	131,308	-
Net income for the period before taxation		225,189	579,698	107,736	216,012
Taxation	10	-	-	-	-
Net income for the period after taxation		225,189	579,698	107,736	216,012
Other comprehensive income		-	-	-	-
Total comprehensive income for the period		225,189	579,698	107,736	216,012
Earnings per unit	11				

The annexed notes 1 to 16 form an integral part of this condensed interim financial information.


ALEE KHALID GHAZNAVI
CHIEF EXECUTIVE OFFICER

For ABL Asset Management Company Limited
(Management Company)


MUHAMMAD KAMRAN SHEHZAD
DIRECTOR

ABL GOVERNMENT SECURITIES FUND
CONDENSED INTERIM DISTRIBUTION STATEMENT (UN-AUDITED)
FOR THE NINE MONTHS ENDED MARCH 31, 2017

	For the Nine Months ended March 31, 2017	For the Nine Months ended March 31, 2016
	----- Rupees in '000 -----	
Undistributed income brought forward comprising of:		
- realised income	24,385	48,886
- unrealised income / (loss)	15,658	(19,318)
	40,043	29,568
Element of income / (loss) and capital gains / (losses) included in prices of units issued less those in units redeemed - net	(13,973)	1,153
Net income for the period after taxation	225,189	579,698
Distribution during the period		
Cash distribution @ Re 0.0182 per unit on July 28, 2016 (2016: Nil)	(16,008)	-
Undistributed income carried forward	235,251	610,419
Undistributed income carried forward comprising of:		
- realised income	235,020	600,616
- unrealised (loss) / income	231	9,803
	235,251	610,419

The annexed notes 1 to 16 form an integral part of this condensed interim financial information.


ALEE KHALID GHAZNAVI
CHIEF EXECUTIVE OFFICER

For ABL Asset Management Company Limited
 (Management Company)


MUHAMMAD KAMRAN SHEHZAD
DIRECTOR



ABL GOVERNMENT SECURITIES FUND
CONDENSED INTERIM STATEMENT OF MOVEMENT IN UNIT HOLDERS' FUND (UN-AUDITED)
FOR THE NINE MONTHS AND QUARTER ENDED MARCH 31, 2017

	For the Nine Months ended March 31, 2017	For the Nine Months ended March 31, 2016
	----- Rupees in '000 -----	
Net assets at the beginning of the period	9,496,252	9,185,360
Issue of 286,440,984 units (2016: 1,373,578,729 units)	2,917,385	14,200,590
Redemption of 811,878,149 units (2016: 1,338,006,655 units)	(8,318,646)	(13,811,980)
	(5,401,262)	388,610
Element of (income) / loss and capital (gains) / losses included in the prices of units issued less those in units redeemed - net		
- amount representing (income) / loss and capital (gains) / losses transferred to income statement	132,917	(31,762)
- amount representing (income) / loss and capital (gains) / losses transferred to distribution statement	13,973	(1,153)
	146,890	(32,915)
Capital (loss) / gain on sale of investments - net	(23,438)	147,809
Unrealised (loss) / gain on re-measurement of investments at fair value through profit or loss - held for trading - net	231	9,803
Other net income	248,396	422,086
	225,189	579,698
Cash distribution @ Re 0.0182 per unit on July 28, 2016 (2016: Nil)	(16,008)	-
Element of income / (loss) and capital gains / (losses) included in the prices of units issued less those in units redeemed transferred to distribution statement - net	(13,973)	1,153
Net assets as at the end of the period	4,437,088	10,121,905

The annexed notes 1 to 16 form an integral part of this condensed interim financial information.


ALEE KHALID GHAZNAVI
 CHIEF EXECUTIVE OFFICER

For ABL Asset Management Company Limited
 (Management Company)


MUHAMMAD KAMRAN SHEHZAD
 DIRECTOR

ABL GOVERNMENT SECURITIES FUND
CONDENSED INTERIM CASH FLOW STATEMENT (UN-AUDITED)
FOR THE NINE MONTHS ENDED MARCH 31, 2017

	For the Nine Months ended March 31, 2017	For the Nine Months ended March 31, 2016
	----- Rupees in '000 -----	
CASH FLOWS FROM OPERATING ACTIVITIES		
Net income for the period before taxation	225,189	579,698
Adjustments for non-cash and other items:		
Unrealised loss / (gain) on re-measurement of investments "at fair value through profit or loss - held for trading" - net	(231)	(9,803)
Amortization of preliminary expenses and floatation cost	414	753
Federal excise duty on remuneration of Management Company	-	14,931
Element of (income) / loss and capital (gains) / losses included in the prices of units issued less those in units redeemed - net	132,917	(31,762)
	133,100	(25,881)
(Increase) / decrease in assets		
Investments - net	1,268,344	(2,148,853)
Security deposits and prepayments	(114)	(76)
Profit receivable	83,165	3,307
Other receivable	(47)	-
	1,351,348	(2,145,622)
Increase / (decrease) in liabilities		
Payable to ABL Asset Management Company Limited - Management Company	(2,946)	16,038
Payable to Central Depository Company of Pakistan Limited - Trustee	(224)	130
Payable to Securities and Exchange Commission of Pakistan	(3,006)	(987)
Payable against purchase of investments	2,340,874	187,077
Accrued expenses and other liabilities	(164,534)	(61,986)
Payable against redemption of units	(30,991)	(1,898)
	2,139,173	138,374
Net cash generated from / (used in) operating activities	3,848,810	(1,453,431)
CASH FLOWS FROM FINANCING ACTIVITIES		
Cash dividend paid	(16,370)	(30,266)
Receipts against issuance of units during the period	2,917,385	14,200,590
Payments against redemption of units during the period	(8,318,646)	(13,811,798)
Net cash (used in) / generated from financing activities	(5,417,632)	358,526
Net decrease in cash and cash equivalents	(1,568,823)	(1,094,905)
Cash and cash equivalents at the beginning of the period	7,398,053	3,791,467
Cash and cash equivalents at the end of the period	5,829,230	2,696,562

The annexed notes 1 to 16 form an integral part of this condensed interim financial information.


ALEE KHALID GHAZNAVI
CHIEF EXECUTIVE OFFICER

For ABL Asset Management Company Limited
(Management Company)


MUHAMMAD KAMRAN SHEHZAD
DIRECTOR



ABL GOVERNMENT SECURITIES FUND

NOTES TO AND FORMING PART OF THE CONDENSED INTERIM FINANCIAL INFORMATION (UN-AUDITED) FOR THE NINE MONTHS ENDED MARCH 31, 2017

1. LEGAL STATUS AND NATURE OF BUSINESS

1.1 ABL Government Securities Fund (the Fund) was established under a Trust Deed executed on November 01, 2011 between ABL Asset Management Company Limited (ABL AMCL) as the Management Company and the Central Depository Company of Pakistan Limited (CDC) as the Trustee. The Securities and Exchange Commission of Pakistan (SECP) authorized constitution of the Trust Deed vide letter no. NBFC-II/ABLAMC/439/2011 dated October 31, 2011 in accordance with the requirement of the Non-Banking Finance Companies and Notified Entities Regulations, 2008 (NBFC Regulations).

The Management Company of the Fund has been licensed to act as an Asset Management Company under the Non-Banking Finance Companies (Establishment and Regulations) Rules, 2003 (NBFC Rules) through a certificate issued by the Securities and Exchange Commission of Pakistan (SECP) on December 7, 2007. The last license certificate was renewed on November 26, 2013 which has expired on December 7, 2016. The Management Company has applied for the renewal of the license with the SECP through a letter dated November 14, 2016 which is in process up till now. The registered office of the Management Company is situated at 11-B, Lalazar, M.T. Khan Road, Karachi.

1.2 The Fund is an open-end mutual Fund and is listed on the Pakistan Stock Exchange Limited. The units of the Fund are offered to the public for subscription on a continuous basis. The units are transferable and redeemable by surrendering them to the Fund.

The Fund has been categorized as an open-ended income scheme as per the criteria laid down by the SECP for categorization of Collective Investment Schemes (CISs).

The objective of the Fund is to deliver optimal risk adjusted returns by investing mainly in a mix of short to long term government securities and other debt instruments.

1.3 JCR-VIS Credit Rating Company Limited has assigned management quality rating of AM2+ (stable outlook) to the Management Company and fund stability rating of A(f) to the Fund as at December 30, 2016.

1.4 The title to the assets of the Fund is held in the name of the Central Depository Company of Pakistan Limited as Trustee of the Fund.

2. BASIS OF PREPARATION

2.1 Statement of compliance

This condensed interim financial information has been prepared in accordance with the approved accounting standards as applicable in Pakistan for interim financial reporting. Approved accounting standards comprise of such International Financial Reporting Standards (IFRSs) issued by the International Accounting Standards Board (IASB) as are notified under the Companies Ordinance, 1984, the requirements of the Trust Deed, the NBFC Rules, the NBFC Regulations and the directives issued by the SECP. Wherever the requirements of the Trust Deed, the NBFC Rules, the NBFC Regulations or the directives issued by the SECP differ with the requirements of IFRSs, the requirements of the Trust Deed, the NBFC Rules, the NBFC Regulations or the directives issued by the SECP shall prevail.

The disclosures made in this condensed interim financial information have, however, been limited based on the requirements of International Accounting Standard 34: 'Interim Financial Reporting'. This condensed interim financial information does not include all the information and disclosures required in a full set of financial statements and should be read in conjunction with the annual published audited financial statements of the Fund for the year ended June 30, 2016.

In compliance with Schedule V of the NBFC Regulations, the directors of the Management Company hereby declare that this condensed interim financial information gives a true and fair view of the state of the Fund's affairs as at March 31, 2017.

2.2 Basis of measurement

This condensed interim financial information has been prepared under the historical cost convention, except for the investments which are stated at fair value.

2.3 Functional and presentation currency

Items included in this condensed interim financial information are measured using the currency of the primary economic environment in which the Fund operates. This condensed interim financial information has been presented in Pak Rupees, which is the functional and presentation currency of the Fund.

3. SIGNIFICANT ACCOUNTING AND RISK MANAGEMENT POLICIES, ESTIMATES AND JUDGEMENTS AND CHANGES THEREIN

The accounting policies applied for the preparation of this condensed interim financial information are the same as those applied in the preparation of the published annual audited financial statements of the Fund for the year ended June 30, 2016.

The preparation of this condensed interim financial information in conformity with approved accounting standards requires management to make estimates, judgments and assumptions that affect the reported amounts of assets, liabilities, income and expenses. It also requires management to exercise judgment in application of its accounting policies. The estimates, judgments and associated assumptions are based on historical experience and various other factors that are believed to be reasonable under the circumstances. These estimates and assumptions are reviewed on an ongoing basis. Revisions to accounting estimates are recognized in the period in which the estimates are revised if the revision affects only that period, or in the period of revision and future periods if the revision affects both current and future periods.

The significant estimates, judgments and assumptions made by the Management Company in applying the accounting policies and the key sources of estimation of uncertainty are the same as those applied to the annual audited financial statements of the Fund for the year ended June 30, 2016.

The financial risk management objectives and policies are consistent with those disclosed in the annual audited financial statements of the Fund for the year ended June 30, 2016.

Certain amendments to approved accounting standards have been published and are mandatory for the Fund's accounting period beginning on or after July 1, 2016. None of these amendments are expected to have a significant effect on this condensed interim financial information.



	Note	(Unaudited) March 31, 2017	(Audited) June 30, 2016
----- Rupees in '000 -----			
4. BALANCES WITH BANKS			
Saving accounts	4.1	3,088,346	7,374,681
4.1	These savings accounts carry mark-up rates ranging from 4% to 6.40% (June 30, 2016: 5.75% to 6.75%) per annum. Deposits in saving accounts include Rs. 163.265 million (June 30, 2016: Rs. 2,633.541 million) maintained with Allied Bank Limited, a related party, and carries mark-up rate of 6.2% (June 30, 2016: 6.75%) per annum.		

	Note	(Unaudited) March 31, 2017	(Audited) June 30, 2016
----- Rupees in '000 -----			
4.2 Cash and cash equivalents			
Saving accounts	4	3,088,346	7,374,681
Market Treasury Bill with original maturity of less than 3 months	5.1.1	2,340,884	23,372
Term deposit receipts	5	400,000	-
		<u>5,829,230</u>	<u>7,398,053</u>

5. INVESTMENTS

Financial assets at fair value through profit or loss - held for trading

Government securities

- Market treasury bills	5.1.1	2,438,889	23,869
- Pakistan investment bonds	5.1.2	637,748	2,275,037

Listed Securities

- Term finance certificates	5.1.4	271,669	-
		271,669	-
		<u>3,348,306</u>	<u>2,298,906</u>

Loans and receivables

- Term deposit receipts	5.2	400,000	-
		400,000	-
		<u>3,748,306</u>	<u>2,298,906</u>

5.1 Financial assets at fair value through profit or loss - held for trading

5.1.1 Government securities - Market Treasury Bills

Issue date	Tenor	Face Value @ Rs. 100 each				Balance as at March 31, 2017			Market value as a percentage of total net assets	Market value as a percentage of total market value of investment
		As at July 1, 2016	Purchased during the period	Disposed of / matured during the period	As at March 31, 2017	Carrying value	Market value	Unrealized gain / (loss)		
Rupees in '000										
May 12, 2016	3 Months	23,500	500,000	523,500	-	-	-	-	-	-
June 9, 2016	3 Months	-	3,439,000	3,439,000	-	-	-	-	-	-
June 23, 2016	3 Months	-	1,568,000	1,568,000	-	-	-	-	-	-
August 4, 2016	3 Months	-	988,000	988,000	-	-	-	-	-	-
September 1, 2016	3 Months	-	104,000	104,000	-	-	-	-	-	-
October 27, 2016	3 Months	-	1,703,000	1,703,000	-	-	-	-	-	-
November 24, 2016	3 Months	-	360,000	360,000	-	-	-	-	-	-
December 8, 2016	3 Months	-	1,000,000	1,000,000	-	-	-	-	-	-
December 22, 2016	3 Months	-	200,000	200,000	-	-	-	-	-	-
January 19, 2017	3 Months	-	1,569,000	1,569,000	-	-	-	-	-	-
February 2, 2017	3 Months	-	3,130,500	780,500	2,350,000	2,340,874	2,340,884	11	52.8%	62.5%
February 16, 2017	3 Months	-	814,500	814,500	-	-	-	-	-	-
March 16, 2017	3 Months	-	270,000	270,000	-	-	-	-	-	-
		23,500	15,646,000	13,319,500	2,350,000	2,340,874	2,340,884	11	52.8%	62.6%
January 21, 2016	6 Months	-	325,000	325,000	-	-	-	-	-	-
March 3, 2016	6 Months	-	1,438,000	1,438,000	-	-	-	-	-	-
March 31, 2016	6 Months	-	1,596,500	1,596,500	-	-	-	-	-	-
May 12, 2016	6 Months	-	500,000	500,000	-	-	-	-	-	-
June 9, 2016	6 Months	-	460,855	460,855	-	-	-	-	-	-
July 11, 2016	6 Months	-	510,280	510,280	-	-	-	-	-	-
August 4, 2016	6 Months	-	5,549,500	5,549,500	-	-	-	-	-	-
August 18, 2016	6 Months	-	1,500,000	1,500,000	-	-	-	-	-	-
October 13, 2016	6 Months	-	15,000	15,000	-	-	-	-	-	-
October 27, 2016	6 Months	-	33,550	33,550	-	-	-	-	-	-
February 2, 2017	6 Months	-	250,000	250,000	-	-	-	-	-	-
		-	12,178,685	12,178,685	-	-	-	-	-	-
August 6, 2015	12 Months	500	1,400,000	1,400,500	-	-	-	-	-	-
August 20, 2015	12 Months	-	3,490,000	3,490,000	-	-	-	-	-	-
September 3, 2015	12 Months	-	1,070,000	1,070,000	-	-	-	-	-	-
October 29, 2015	12 Months	-	800,000	800,000	-	-	-	-	-	-
January 21, 2016	12 Months	-	1,319,000	927,500	-	-	-	-	-	-
March 3, 2016	12 Months	-	497,000	497,000	-	-	-	-	-	-
March 31, 2016	12 Months	-	100,000	100,000	-	-	-	-	-	-
June 9, 2016	12 Months	-	100,000	100,000	-	-	-	-	-	-
July 11, 2016	12 Months	-	1,400,000	1,400,000	-	-	-	-	-	-
July 21, 2016	12 Months	-	1,010,340	1,010,340	-	-	-	-	-	-
August 4, 2016	12 Months	-	1,500,000	1,400,000	100,000	98,085	98,005	(80)	2.2%	2.6%
January 19, 2017	12 Months	-	500,000	500,000	-	-	-	-	-	-
		500	13,186,340	12,695,340	100,000	98,085	98,005	(80)	2%	2.6%
Total - March 31, 2017		24,000	41,011,025	38,193,525	2,450,000	2,438,959	2,438,889	(70)	55.1%	65%
Total - June 30, 2016						23,864	23,869	5		

5.1.1.1 Market treasury bills carry effective interest rates ranging from 5.94% to 5.96% (June 30, 2016: 6.19% to 6.94%) per annum.



5.1.2 Government securities - Pakistan Investment Bonds:

Issue date	Tenor	Face Value @ Rs. 100 each				Balance as at March 31, 2017			Market value as a percentage of total net assets	Market value as a percentage of total market value of investment
		As at July 1, 2016	Purchased during the period	Disposed of / matured during the period	As at March 31, 2017	Carrying value	Market value	Unrealized gain / (loss)		
Rupees in '000										
July 18, 2013	3 Years	667,500	2,534,000	3,201,500	-	-	-	-	-	-
April 21, 2016	3 Years	-	3,344,000	3,344,000	-	-	-	-	-	-
December 29, 2016	3 Years	-	100,000	-	100,000	101,459	101,336	(123)	2.3%	2.7%
		667,500	5,978,000	6,545,500	100,000	101,459	101,336	(123)	2.3%	2.7%
July 17, 2014	5 Years	840,800	250,000	1,090,800	-	-	-	-	-	-
March 26, 2015	5 Years	-	1,310,000	810,000	500,000	536,313	536,412	99	12.1%	14.3%
April 21, 2016	5 Years	610,000	4,877,000	5,487,000	-	-	-	-	-	-
		1,450,800	6,437,000	7,387,800	500,000	536,313	536,412	99	12.1%	14.3%
July 22, 2010	10 Years	-	6,400	6,400	-	-	-	-	-	-
April 21, 2016	10 Years	-	2,900,000	2,900,000	-	-	-	-	-	-
September 3, 2009	10 Years	-	30,100	30,100	-	-	-	-	-	-
		-	2,906,400	2,906,400	-	-	-	-	-	-
June 10, 2004	15 Years	-	2,000	2,000	-	-	-	-	-	-
		-	2,000	2,000	-	-	-	-	-	-
Total - March 31, 2016		2,118,300	15,323,400	16,841,700	600,000	637,771	637,748	(24)	14.3%	16.9%
Total - June 30, 2016						2,259,384	2,275,037	15,653		

5.1.2.1 Pakistan investment bonds carry effective rate of yield ranging from 6.46% to 6.53% (June 30, 2016: 6% to 6.98%) per annum.

5.1.3 Government Securities - Ijara Sukuks:

Particulars of the issue / issue date	Coupon rate in % / Tenor	Face Value @ Rs. 5000 each				As at March 31, 2017			Market value as a percentage of total net assets	Market value as a percentage of total market value of investments
		As at July 1, 2016	Purchased during the period	Disposed of / matured during the period	As at March 31, 2017	Carrying value	Market value	Unrealized gain / (loss)		
Rupees in '000										
GOP Ijara / June 25, 2014	3.89 / 3 Years	-	800,000	800,000	-	-	-	-	-	-
Total - March 31, 2016		-	800,000	800,000	-	-	-	-	-	-
Total - June 30, 2016		-	-	-	-	-	-	-	-	-

5.1.4 Term Finance Certificates

Particulars of the issue / issue date	Coupon rate in % / Tenor	Face Value @ Rs. 5000 each				As at March 31, 2017			Market value as a percentage of total net assets	Market value as a percentage of total market value of investments
		As at July 1, 2016	Purchased during the period	Disposed of / matured during the period	As at March 31, 2017	Carrying value	Market value	Unrealized gain / (loss)		
Rupees in '000										
Bank Al-Falah Limited / 6 months KIBOR + 2.5 / 8 Years										
Dec 02, 2009		-	29,922	-	29,922	30,236	30,146	(90)	0.7%	0.8%
NIB Bank Limited / 6 months KIBOR										
June 19, 2014	+ 1.15 / 8 Years	-	149,850	149,850	-	-	-	-	-	-
Standard Chartered / 6 months KIBOR										
June 29, 2012	+ 1.15 / 8 Years	-	180,000	-	180,000	18,009	18,009	-	0.4%	0.5%
Bank of Punjab / 6 months KIBOR										
December 23, 2016	+ 1.15 / 8 Years	-	221,000	-	221,000	223,100	223,515	415	5.0%	6.0%
Total - March 31, 2017		-	580,772	149,850	430,922	271,345	271,669	325	6.1%	7%
Total - June 30, 2016		-	-	-	-	-	-	-	-	-

5.1.5 Other Sukuk Certificates:

Particulars of the issue / issue date	Coupon rate in % / Tenor	Face Value @ Rs. 1,000,000 each			As at March 31, 2017			Market value as a percentage of total net assets	Market value as a percentage of total market value of investments
		As at July 1, 2016	Purchased during the period	Disposed of / matured during the period	As at March 31, 2017	Carrying value	Market value		
Rupees in '000									
Meezan Bank / September 22, 2016	6.56 / 10 Years	-	374,000	374,000	-	-	-	-	-
Total - March 31, 2017		-	374,000	374,000	-	-	-	-	-
Total - June 30, 2016									

5.2 Term deposit receipts carry mark-up at the rates 6.85% (June 30, 2016: Nil). These term deposit receipts will mature on April 21, 2017.

5.3 Unrealized (loss) / gain on re-measurement of investments classified as financial assets at "fair value through profit or loss - held for trading" - net

	(Unaudited) March 31, 2017	(Audited) June 30, 2016
Note	----- Rupees in '000 -----	
Market value of investments	3,348,306	2,298,906
Less: carrying value of investments	(3,348,074)	(2,283,248)
	231	15,658

6. PAYABLE TO ABL ASSET MANAGEMENT COMPANY LIMITED - MANAGEMENT COMPANY

Remuneration of the Management Company	6.1	4,783	8,051
Sindh sales tax on remuneration of the Management Company	6.2	6,772	7,278
Federal Excise Duty on remuneration of the Management Company	6.3	41,987	41,987
Reimbursement of operational expenses to the Management Company	6.4	3,343	1,443
Sales load payable to Management Company		12	84
Preliminary expenses and floatation costs		-	1,000
		56,897	59,843

6.1 Under the provisions of the NBFC Regulations, the Management Company of the Fund is charging a remuneration at 1.25% of the daily net assets of the Fund.

6.2 The Government of Sindh has levied Sindh Sales Tax at the rate of 13% (June 30, 2016: 14%) on the remuneration of the Management Company through the Sindh Sales Tax on Services Act, 2011 (as amended from time to time).

6.3 Through Finance Act 2013, Federal Excise Duty (FED) was made applicable at the rate of 16% on the remuneration of the Management Company, effective from June 13, 2013. The Management Company is of the view that since the remuneration is already subject to the provincial sales tax as explained in note 6.2, further levy of FED results in double taxation, which does not appear to be the spirit of the law. The matter has been collectively taken up by the Management Company jointly with other Asset Management Companies and Trustees of respective Collective Investment Schemes (CISs), through a Constitutional Petition filed in the Honorable Sindh High Court (SHC) during September 2013. In this respect, the SHC had issued a stay order against the recovery of FED due to which the Fund has not made any payments for FED upto June 30, 2016.



On June 30, 2016 the Honorable Sindh High Court of Pakistan has passed the Judgment that after the 18th amendment in the Constitution of Pakistan, the Provinces alone have the legislative power to levy a tax on rendering or providing services, therefore, chargeability and collection of Federal Excise Duty after July 01, 2011 is ultra vires to the Constitution of Pakistan. On September 23, 2016, the Federal Board of Revenue (FBR) filed an appeal in the Supreme Court of Pakistan (SCP) against above judgement, which is pending adjudication. Pending the adjudication in the SCP, the Management Company, as a matter of abundant caution, has maintained full provision for FED (since June 13, 2013) aggregating to Rs. 41.987 million. Had the provision not been made, the net asset value per unit of the Fund as at March 31, 2017 would have been higher by Re. 0.0999 (June 30, 2016: Re. 0.0444) per unit.

Further, through Finance Act, 2016, FED on services rendered by Non-Banking Financial Institutions (NBFIs) including Asset Management Companies, which are already subject to provincial sales tax, has been withdrawn. Therefore, during the current period, provision for FED has not been recorded.

- 6.4 This represents reimbursement of certain expenses to the Management Company. As per regulation 60(3)(s) of the amended NBFC Regulations dated November 25, 2015, fee and expenses pertaining to registrar services, accounting, operation and valuation services related to a Collective Investment Scheme (CIS) are chargeable to the scheme, maximum up to 0.1% of the average annual net assets or the actual cost whichever is lower. Accordingly, the Management Company has charged 0.1% of the average annual net assets, being the lower amount, to the Fund during the period.

7. PAYABLE TO CENTRAL DEPOSITORY COMPANY OF PAKISTAN LIMITED - TRUSTEE	Note	(Unaudited)	(Audited)
		March 31, 2017	June 30, 2016
		----- Rupees in '000 -----	
Remuneration of the Trustee		351	545
Sindh Sales Tax payable on remuneration of the Trustee	7.1	46	76
		<u>397</u>	<u>621</u>

- 7.1 The Government of Sindh has levied Sindh Sales Tax at the rate of 13% (June 30, 2016: 14%) on the remuneration of the Trustee through the Finance Act, 2016.

8. ACCRUED EXPENSES AND OTHER LIABILITIES	Note	(Unaudited)	(Audited)
		March 31, 2017	June 30, 2016
		----- Rupees in '000 -----	
Auditors' remuneration		183	260
Brokerage		617	650
Printing charges		53	100
Advance against issue of units		-	2,540
Withholding tax		1,102	42,689
Provision for Sindh Workers' Welfare Fund (SWWF)		10,865	-
Provision for Workers' Welfare Fund (WWF)	8.1	-	131,308
Other payables		814	621
		<u>13,634</u>	<u>178,168</u>

8.1 Provision for Workers' Welfare Fund (WWF) and Sindh Workers' Welfare Fund (SWWF)

The Finance Act, 2008 had introduced an amendment to the Workers' Welfare Fund Ordinance, 1971 (WWF Ordinance) as a result of which it was construed that all Collective Investment Schemes (CISs) / mutual funds whose income exceeded Rs 0.5 million in a tax year were brought within the scope of the WWF Ordinance, thus rendering them liable to pay contribution to WWF at the rate of two percent of their accounting or taxable income, whichever was higher. In light of this, the Mutual Funds Association of Pakistan (MUFAP) filed a constitutional petition in the Honourable Sindh High Court (SHC) challenging the applicability of WWF on CISs which is pending adjudication. Similar cases were disposed of by the Peshawar and the Lahore High Courts in which these amendments were declared unlawful and unconstitutional. However, these decisions were challenged in the Supreme Court of Pakistan.

Subsequently, the Finance Act, 2015 introduced an amendment under which CISs / mutual funds have been excluded from the definition of "industrial establishment" subject to WWF under the WWF Ordinance. Consequently, mutual funds are not subject to this levy after the introduction of this amendment which is applicable from tax year 2016. Accordingly, no further provision in respect of WWF was made with effect from July 1, 2015.

On November 10, 2016 the Supreme Court of Pakistan (SCP) has passed a judgment declaring the amendments made in the Finance Acts 2006 and 2008 pertaining to WWF as illegal citing that WWF was not in the nature of tax and could, therefore, not have been introduced through money bills. Accordingly, the aforesaid amendments have been struck down by the SCP. The Federal Board of Revenue has filed a petition in the SCP against the said judgment, which is pending hearing. While the petitions filed by the CISs on the matter are still pending before the SHC, the Mutual Funds Association of Pakistan (MUFAP) (collectively on behalf of the asset management companies and their CISs) has taken legal and tax opinions on the impact of the SCP judgement on the CISs petition before the SHC. Both legal and tax advisors consulted were of the view that the judgment has removed the very basis on which the demands were raised against the CISs. Therefore, there was no longer any liability against the CISs under the WWF Ordinance and that all cases pending in the SHC or lower appellate forums will now be disposed of in light of the earlier judgement of the SCP.

Furthermore, as a consequence of the 18th amendment to the Constitution of Pakistan, in May 2015 the Sindh Workers' Welfare Fund Act, 2014 (SWWF Act) had been passed by the government of Sindh as a result of which every industrial establishment located in the Province of Sindh, the total income of which in any accounting year is not less than Rs 0.50 million, is required to pay Sindh Workers' Welfare Fund (SWWF) in respect of that year a sum equal to two percent of such income. The matter was taken up by the MUFAP with the Sindh Revenue Board (SRB) collectively on behalf of various asset management companies (including the Management Company of the Fund) whereby it was contested that mutual funds should be excluded from the ambit of the SWWF Act as these were not industrial establishments but were pass through investment vehicles and did not employ workers. The SRB held that mutual funds were included in the definition of financial institutions as per the Financial Institution (Recovery of Finances) Ordinance, 2001 and were, hence, required to register and pay SWWF under the SWWF Act. Thereafter, MUFAP has taken up the matter with the Sindh Finance Ministry to have mutual funds excluded from the applicability of Sindh WWF.

In view of the above developments regarding the applicability of WWF and SWWF on CISs / mutual Funds, MUFAP has recommended the following to all its members on January 12, 2017:

* based on legal opinion, the entire provision against the Federal WWF held by the CISs till June 30, 2015, to be reversed on January 12, 2017; and

* as a matter of abundant caution, the provision in respect of SWWF should be made with effect from the date of enactment of the SWWF Act, 2014 (i.e. starting from May 21, 2015) on January 12, 2017.



Accordingly, on January 12, 2017 the provision for WWF was reversed and the provision for SWWF was made for the period from May 21, 2015 to January 12, 2017. Thereafter, the provision for SWWF is being made on a daily basis going forward.

The above decisions were communicated to the SECP and the Pakistan Stock Exchange Limited on January 12, 2017 and the SECP vide its letter dated February 1, 2017 has advised MUFAP that the adjustments relating to the above should be prospective and supported by adequate disclosures in the financial statements of the CISs/ mutual funds.

The total provision for SWWF till March 31, 2017 is amounting to Rs 10.865 million. Had the provision not been made the net assets value per unit of the Fund as at March 31, 2017 would have been higher by Re 0.0259 per unit

9. CONTINGENCIES AND COMMITMENTS

There were no other contingencies and commitments outstanding as at March 31, 2017 and as at June 30, 2016.

10. TAXATION

The income of the Fund is exempt from income tax as per clause 99 of part I of the Second Schedule to the Income Tax Ordinance, 2001 subject to the condition that not less than ninety percent of its accounting income for the year, as reduced by capital gains, whether realized or unrealized, is distributed to the unit holders. The Management Company intends to distribute through cash atleast 90% of the Fund's net accounting income earned by the year end to the unit holders. Accordingly, no provision in respect of taxation has been made in this condensed interim financial information.

The Fund is also exempt from the provisions of section 113 (minimum tax) under clause 11A of Part IV of the Second Schedule to the Income Tax Ordinance, 2001.

11. EARNINGS PER UNIT (EPU)

Earnings per unit has not been disclosed as in the opinion of the management, the determination of the cumulative weighted average number of outstanding units for calculating EPU is not practicable.

12. TOTAL EXPENSE RATIO

In accordance with the Directive 23 of 2016 dated July 20, 2016 issued by the Securities and Exchange Commission of Pakistan, the Total Expense Ratio of the Fund for the nine months ended March 31, 2017 is 1.45% which includes 0.33% representing government levy and SECP fee.

13. TRANSACTIONS WITH CONNECTED PERSONS / RELATED PARTIES

Connected persons / related parties include the Management Company, its parent and the related subsidiaries of the parent, associated companies / undertakings of the Management Company, its parents and the related subsidiaries, other funds managed by the Management Company, post employment benefit funds of the Management Company, employment funds of the parent, subsidiaries and its associated undertakings. It also includes Central Depository Company of Pakistan Limited being the Trustee of the Fund and the directors and key management personnel of the Management Company.

Transactions with connected persons are made in the normal course of business, at contracted rates and at terms determined in accordance with the market rates.

Remuneration to the Management Company is determined in accordance with the provisions of the NBFC Regulations and the Trust Deed.

Remuneration payable to the Trustee is determined in accordance with the provisions of the Trust Deed.

13.1 Details of transactions with connected persons / related parties are as follows:

	----- (Un-audited) -----	
	For the Nine Months ended March 31, 2017	For the Nine Months ended March 31, 2016
	----- Rupees in '000 -----	
ABL Asset Management Company Limited - Management Company		
Issue of NIL units (2016: 24,024,611 units)	-	248,859
Redemption of NIL units (2016: 20,235,732 units)	-	211,000
Preliminary expenses and floatation costs paid during the period	1,000	-
Remuneration for the period	71,761	93,320
Sindh sales tax on remuneration of the Management Company	9,329	15,159
Federal Excise Duty on remuneration of the Management Company	-	14,931
Reimbursement of operational expenses to the Management Company	5,734	-
Sales load paid to the Management Company	127	-
Allied Bank Limited - Holding Company of the Management Company		
Markup accrued on bank deposits	21,693	1,147
Markup on term deposit receipts	555	-
Bank charges	75	78
ABL Islamic Income Fund - Common Management		
Sale of Meezan Bank Limited Sukuk (Face Value 374,000,000)	374,538	-
Sale of Fatima Fertilizer Sukuk (Face Value 30,650,000)	31,263	-
Central Depository Company of Pakistan Limited - Trustee		
Remuneration for the period	4,869	6,097
Sindh Sales Tax on remuneration of the Trustee	634	854
Pioneer Cement Ltd - Associated Company		
Issue of 157,593 units (2016: 8,891,875 units)	1,586	90,000
Redemption of 65,200,000 units (2016: NIL units)	671,228	-
D.G. Khan Cement Company Limited		
Issue of NIL units (2016: 115,801,928 units)	-	1,200,000
Redemption of NIL units (2016: 432,194,170 units)	-	4,381,337



	For the Nine Months ended March 31, 2017	For the Nine Months ended March 31, 2016
	----- Rupees in '000 -----	
Haleeb Foods Limited - Associated Company		
Issue of 29,531,819 units (2016: NIL units)	300,970	-
Redemption of 100,614,739 units (2016: NIL units)	1,057,350	-
English Biscuit Manufacturers (Private) Limited - Associated Company		
Issue of 188,356 units (2016: NIL units)	1,896	-
Coronet Foods (Private) Limited - Associated Company		
Issue of 77,119 units (2016: NIL units)	776	-
KEY MANAGEMENT PERSONNEL		
Chief Executive Officer *		
Issue of 242 units (2016: NIL units)	2	-
Redemption of 148,949 units (2016: NIL units)	1,519	-
Former Chief Executive Officer **		
Issue of NIL units (2016: 1,250,025 units)	-	12,747
Redemption of NIL units (2016: 1,695,628 units)	-	17,424

* Prior period comparatives have not been presented for those connected persons / related parties with whom such relationships does not exist for the period ended March 31, 2017.

** Current period figures have not been presented for those connected persons / related parties with whom such relationships does not exist as at March 31, 2017

13.2 Details of amounts outstanding as at the period end with connected persons / related parties are as follows:

	(Unaudited) March 31, 2017	(Audited) June 30, 2016
	----- Rupees in '000 -----	
ABL Asset Management Company Limited - Management Company		
Preliminary expenses and floatation costs payable	-	1,000
Remuneration payable to the Management Company	4,783	8,051
Sindh sales tax on remuneration of the Management Company	6,772	7,278
Federal Excise Duty on remuneration of the Management Company	41,987	41,987
Reimbursement of operational expenses to the Management Company	3,343	1,443
Sales load payable	12	84

	(Unaudited) March 31, 2017	(Audited) June 30, 2016
	----- Rupees in '000 -----	
Allied Bank Limited - Holding Company of the Management Company		
Balances held in saving accounts	163,265	2,633,541
Mark-up accrued on deposits with banks	134	2,326
Central Depository Company of Pakistan Limited - Trustee		
Remuneration payable	351	545
Sindh Sales Tax on the Central Depository Company's remuneration	46	76
Balance in IPS account	330	738
English Biscuit Manufacturers (Private) Limited - Associated Company		
Outstanding 139,091,917 (June 30, 2016: 138,903,561) units	1,468,825	1,394,925
Pioneer Cement Limited - Associated Company		
Outstanding 51,174,534 (June 30, 2016: 116,216,941) units	540,408	1,167,097
Coronet Foods (Private) Limited - Associated Company		
Outstanding 56,948,500 (June 30, 2016: NIL) units	601,382	-
KEY MANAGEMENT PERSONNEL		
Former Chief Executive Officer **		
Outstanding NIL (June 30, 2016: 4,380,292) units	-	43,989

* Prior period comparatives have not been presented for those connected persons / related parties with whom such relationships does not exist for the period ended June 30, 2016.

** Current period figures have not been presented for those connected persons / related parties with whom such relationships does not exist as at March 31, 2017

14. FAIR VALUE OF FINANCIAL INSTRUMENTS

IFRS 13 "Fair Value Measurement" defines fair value as the price that would be received to sell an asset or paid to transfer a liability in an orderly transaction between market participants at the measurement date.

Underlying the definition of fair value is the presumption that the Fund is a going concern without any intention or requirement to curtail materially the scale of its operations or to undertake a transaction on adverse terms.

The fair value of financial assets and liabilities traded in active markets are based on the quoted market prices at the close of trading on the period end date. The estimated fair value of all other financial assets and liabilities is considered not significantly different from the carrying values as the items are either short-term in nature or periodically repriced.



Fair value hierarchy

IFRS 13 requires the Fund to classify financial instruments using a fair value hierarchy that reflects the significance of the inputs used in making the measurements. The fair value hierarchy has the following levels:

- Level 1: Quoted market price (unadjusted) in active markets for an identical assets or liabilities;
- Level 2: Inputs other than quoted prices included within level 1 that are observable for the asset or the liability, either directly (i.e. as prices) or indirectly (i.e. derived from prices); and
- Level 3: Inputs for the asset or liability that are not based on observable market data (unobservable inputs).

Investment of the Fund carried at fair value are categorized as follows:

	As at March 31, 2017			Total
	Level 1	Level 2	Level 3	
----- (Rupees in '000) -----				
ASSETS				
Investment in securities - financial assets at fair value through profit or loss				
- Pakistan Investment Bonds	-	637,748	-	637,748
- Treasury Market Bills	-	2,438,889	-	2,438,889
- Term Finance Certificates	-	271,669	-	271,669
	-	3,348,306	-	3,348,306
	-	4,319,970	-	4,319,970

	As at June 30, 2016			Total
	Level 1	Level 2	Level 3	
----- (Rupees in '000) -----				
ASSETS				
Investment in securities - financial assets at fair value through profit or loss				
- Pakistan Investment Bonds	-	2,275,037	-	2,275,037
- Market Treasury Bills	-	23,869	-	23,869
	-	2,298,906	-	2,298,906

There were no transfer between the levels during the period.

15 GENERAL

Figures have been rounded off to the nearest thousand rupees, unless otherwise stated.

16. DATE OF AUTHORISATION FOR ISSUE

This condensed interim financial information was authorised for issue by the Board of Directors of the Management Company on April 21, 2017.



ALEE KHALID GHAZNAVI
CHIEF EXECUTIVE OFFICER

For ABL Asset Management Company Limited
(Management Company)



MUHAMMAD KAMRAN SHEHZAD
DIRECTOR



اعتراف

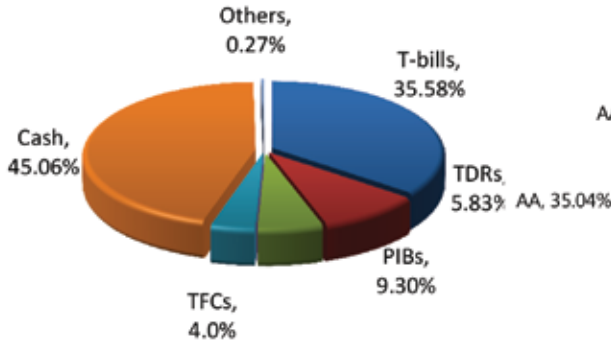
ہم اپنے معزز سرمایہ کاروں کے انتہائی مشکور ہیں جنہوں نے ہم پر اعتماد کیا۔ بورڈ سیکورٹیز اینڈ ایپینج کمیشن آف پاکستان، ٹرسٹی (سینٹرل ڈپازٹری کمپنی آف پاکستان لمیٹڈ) اور پاکستان اسٹاک ایپینج لمیٹڈ کی انتظامیہ کا بھی ان کی مستقل رہنمائی اور معاونت پر شکریہ ادا کرتا ہے۔ ڈائریکٹرز انتظامی ٹیم کی کاوشوں کو بھی خراج تحسین پیش کرتے ہیں۔

برائے اور بورڈ کی جانب سے

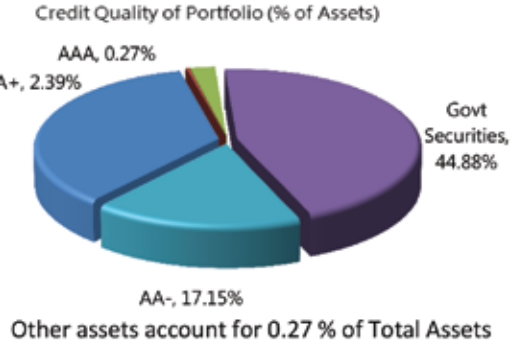
علی خالد غزنوی
چیف ایگزیکٹو آفیسر

کراچی-21 اپریل 2017

Asset Allocation



Asset Quality



آؤٹ لک

ہم مستقبل قریب میں تیل کے عالمی مستحکم نرخوں اور کنٹرول شدہ افراط زر کے ہندسوں کے باوجود مستحکم شرح سود کی رجیم دیکھ رہے ہیں جبکہ اگلے مالی سال میں کمزور تجارتی توازن (درآمدات میں نمایاں اضافے جبکہ برآمدات پر دباؤ برقرار رہنے) اور زرتربیل میں معمولی شرح نمو کے باعث ادائیگیوں کے توازن (BoP) کے محاذ پر ابتدائی چیلنوں کا سامنا رہے گا۔ لہذا اس کے باعث گرین بیک کے برخلاف پاک روپے پر دباؤ بڑھ سکتا ہے۔ اس باوجود ترقی کے اہداف کاروباری سرگرمیوں میں بہتری (مالی سال 17 کے سات ماہ میں 3.48 فیصد ایل ایس ایم کے اضافے)، زرعی پیداوار میں اضافے، توانائی کی بہتر دستیابی اور کم تران پٹ نرخوں کے باعث قابل حصول رہیں گے۔

مذکورہ بالا صورتحال کی روشنی میں اے بی ایل۔ جی ایس ایف طویل مدتی انسٹرومنٹس میں توجہ دینے سے گریز کا سلسلہ جاری رکھے گا۔ ہم توقع کرتے ہیں کہ مارکیٹ کی پیداوار مستحکم شرح سود کے ماحول کے باعث قریب ترین حد میں رہے گی۔ جبکہ ہم فنڈ کو موثر طور پر پیداواری وکرتک بروئے کار لانے کی پوزیشن میں ہوں گے اور منافع جات میں اتار چڑھاؤ روکنے کے لئے وقتی بنیاد پر فوائد حاصل کر سکیں گے۔

آڈیٹرز

میسرز ڈیلوائٹ یوسف عادل (چارٹرڈ اکاؤنٹینٹس) بورڈ آف ڈائریکٹرز کی آڈٹ کمیٹی کی سفارشات پر 30 جون 2017 کو ختم ہونے والے سال کے لئے اے بی ایل گورنمنٹ سیکورٹیز فنڈ (اے بی ایل۔ جی ایس ایف) کے آڈیٹرز کی حیثیت سے تقرری کے لئے اہل ہیں۔

فنڈ کے استحکام کی ریٹنگ

جے سی آر۔ وی آئی ایس (JCR-VIS) کریڈٹ ریٹنگ کمپنی لمیٹڈ (JCR-VIS) نے 30 دسمبر 2016 کو اے بی ایل گورنمنٹ سیکورٹیز فنڈ (اے بی ایل۔ جی ایس ایف) کے فنڈ کے استحکام کی ریٹنگ کی 'A(f)' (سنگل اے ایف) پر دوبارہ توثیق کی ہے۔

منجمنٹ کو الٹی ریٹنگ

30 دسمبر 2016 کو جے سی آر۔ وی آئی ایس (JCR-VIS) کریڈٹ ریٹنگ کمپنی لمیٹڈ نے اے بی ایل ایسیٹ منجمنٹ لمیٹڈ (اے بی ایل اے ایم سی) کی منجمنٹ کو الٹی ریٹنگ 'اے ایم ٹو پلس' (AM2+) پر دوبارہ توثیق کی ہے۔ آؤٹ لک پر ریٹنگ 'مستحکم' تفویض کی گئی ہے۔



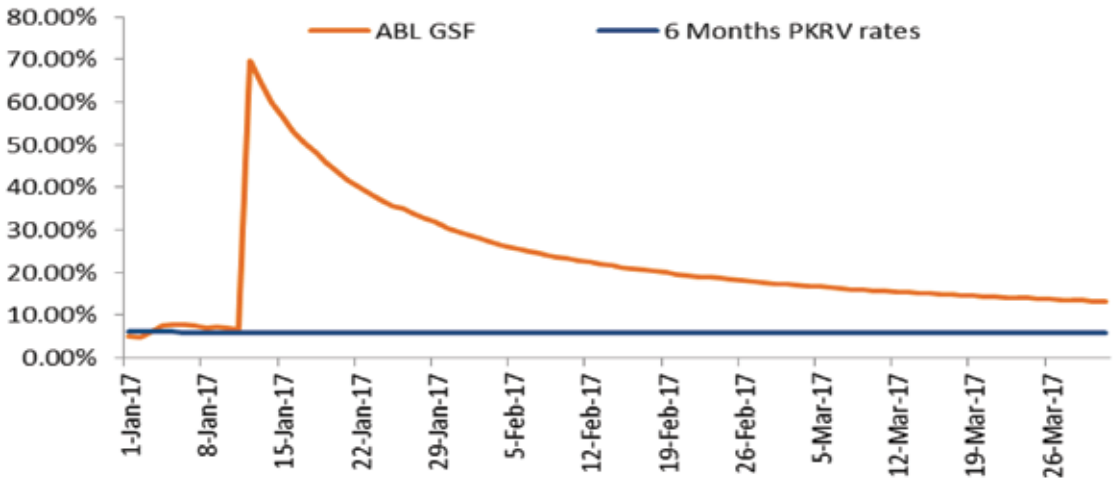
میوچل فنڈ انڈسٹری کا جائزہ

اوپن اینڈ میوچل فنڈ انڈسٹری کے بیجمنٹ کے تحت مجموعی اثاثہ جات (AUMs) نے مالی سال 17 کی تیسری سہ ماہی کے دوران 7.5 فیصد کا مناسب اضافہ ظاہر کیا (610 ارب پاک روپے سے 656 ارب پاک روپے) جو کم شرح سود کے باعث ایکویٹیز میں مناسب بہاؤ کے ضمن میں ممکن ہوا۔ ایکویٹی فنڈز بشمول کنوشنل اور سلاٹ ایکویٹی نے اسے یو ایم (AUM) میں 5 فیصد QoQ اور 13 فیصد QoQ کی شرح نمو ظاہر کی اور مدت کے اختتام پر یہ بالترتیب 164 ارب پاک روپے اور 124 ارب پاک روپے رہی۔ دوسری جانب کم منافع جات پر اتار چڑھاؤ کے نتیجے میں انکم فنڈز لکٹیگری سے 6 ارب پاک روپے (7 فیصد QoQ) کا بیرونی بہاؤ رہا اور سہ ماہی کے اختتام پر یہ 84 ارب پاک روپے رہے۔ مجموعی بنیاد پر فیکسڈ انکم لکٹیگری (انکم، ایگریسیو اور مانیٹری مارکیٹ فنڈز پر مشتمل) نے مالی سال 17 کی تیسری سہ ماہی میں 2 فیصد کی خاموش نمو رجسٹرڈ کی اور مارچ 2017 میں 173 ارب پاک روپے پر بند ہوئے جبکہ اس کے مقابلے میں دسمبر 2016 کو یہ 170 ارب پاک روپے پر بند ہوئے تھے۔

فنڈ کی کارکردگی

زیر جائزہ مدت کے دوران اسے بی ایل جی ایس ایف فنڈ نے 5.95 فیصد کی بیچ مارک کارکردگی کے برخلاف 13.20 فیصد کا پرجوش منافع ظاہر کیا جو 725 بنیادی پوائنٹ کی غیر معمولی کارکردگی ظاہر کرتا ہے۔ یہ ابتدائی طور پر سرکاری سیکورٹیز کے پورٹ فولیو پر ٹریڈنگ اور ویلیو ایڈیشن فوائد کے باعث ہوا۔ سہ ماہی کے لئے منافع جات بھی ڈبلیوڈ بلیو ایف کی عبوری واپسی کے اثرات کی عکاسی کرتے ہیں۔ زیر جائزہ مدت کے دوران بانڈ مارکیٹ ایک قریب ترین رینج کے اندر تجارت کرتی رہی تاہم فنڈ کو الفا کے حصول کے لئے پیداواری وکر کے طور پر استعمال کرنے کے لئے کھینچا گیا۔ فنڈ نے ٹی ایف سیز میں ازسرنو ایکسپوزر لیا اور مارکیٹ سے بہترین کوالٹی ڈیبٹ انسٹرومنٹس اکٹھے کئے۔ وائی ٹی ڈی بنیاد پر فنڈ نے 5.80 فیصد بیچ مارک کے برخلاف 7.12 فیصد کا سالانہ منافع حاصل کیا۔

سہ ماہی کے دوران اسے بی ایل گورنمنٹ سیکورٹیز فنڈز کا حجم 24.95 فیصد تک کم ہو کر مارچ 2017 میں 14.437 ارب پاک روپے رہا جو 31 دسمبر 2016 کے مطابق 5.912.3 ارب روپے تھے۔ سہ ماہی کے دوران ہم نے ٹی بلز اور پی آئی بیز کے ضمن میں ایکویٹیشن میں اضافے کے ذریعے اپنی مدت 189 دنوں سے بڑھا کر 363 دن کر دی۔ اس کے نتیجے میں فنڈ کی ایسیٹ ایکویٹیشن 31 مارچ 2017 کے مطابق پی آئی بیز میں 9.30 فیصد اور ٹریڈری بلز میں 35.58 فیصد پر مشتمل تھی جبکہ ٹرم ڈپازٹس اور کیش مجموعی اثاثہ جات کا بالترتیب 5.83 فیصد اور 45.06 فیصد پر مشتمل تھا۔ ٹی ایف سیز میں فنڈ کا مجموعی ایکسپوزر کل اثاثہ جات کے 3.96 فیصد پر موجود تھا۔ بینک ڈپازٹس کے ضمن میں ایکویٹیشن مارچ کے آخر میں بینکوں کی جانب سے سہ ماہی کے آخر پیش کردہ بہتر ریٹس کے باعث بڑھ گئے۔



انتظامی کمپنی کے ڈائریکٹرز کی رپورٹ

اے بی ایل گورنمنٹ سیکورٹیز فنڈ (اے بی ایل - جی ایس ایف) کی انتظامی کمپنی اے بی ایل ایسیٹ مینجمنٹ کمپنی لمیٹڈ کے بورڈ آف ڈائریکٹرز بمسرت 31 مارچ 2017 کو ختم ہونے والے نو ماہ کے لئے اے بی ایل گورنمنٹ سیکورٹیز فنڈ کے مجموعی عبوری مالیاتی حسابات (غیر آڈٹ شدہ) پیش کر رہے ہیں۔

اقتصادی کارکردگی کا جائزہ

پاکستان کے وسیع تر اقتصادی اشاریے زیر جائزہ مدت کے دوران مستحکم رہے۔ مارچ 17 میں ایندھن اور خوراک کے اخراجات میں 4.94 فیصد YoY تک اضافے کے سبب افراط زر کی شرح بڑھنے کے باوجود مالی سال 17 کے نو ماہ میں مجموعی طور پر اوسطاً پی آئی آئی 4.01 فیصد YoY کی سہولت سطح پر موجود ہے۔ موجودہ سطح پر دی گئی تیل کی بین الاقوامی قیمتوں کے باعث ہم افراط زر کی شرح کو مالی سال 17 کے لئے 4.3 فیصد تا 4.5 فیصد کے اطراف دیکھتے ہیں جو کہ حکومت پاکستان کے 6.0 فیصد کے ہدف سے کم ہے۔ مزید برآں ملک میں جی ڈی پی گروتھ کا ہدف 5 فیصد سے زائد حاصل ہونے کی توقع ہے (اسٹیٹ بینک آف پاکستان نے 5 فیصد تا 6 فیصد کا امکان ظاہر کیا ہے)۔ مستحکم جی ڈی پی گروتھ زرعی شعبے میں بہتر شرح نمو نیز انفراسٹرکچر ڈیولپمنٹ کی ترقی کے نتیجے میں ہے جیسا کہ چائنا پاکستان اکنامک کوریڈور (سی پیک) پروجیکٹس کا آغاز ہو چکا ہے اور اس کے ساتھ توانائی اور بجلی کے لئے کئی منصوبے 2018 میں مکمل ہونے کی توقع ہے۔

دوسری جانب تجارتی توازن میں نقصان، سروسز میں بھاری خسارے اور ملازمین کی زرتریل میں کمی کے باعث خارجی پوزیشن مسلسل کمزور ہو رہی ہے۔ مشینری کے ضمن میں درآمدات میں اضافے اور کروڈ آئل کے نرخوں میں بحالی (مالی سال 17 کے نو ماہ میں کروڈ آئل کے اوسطاً نرخ 21 فیصد YoY تک بڑھے) کے نتیجے میں تجارتی خسارہ بڑھ گیا (مالی سال 17 کے 9 ماہ: 15,395 ملین امریکی ڈالر + 27 فیصد YoY)۔ مزید برآں برآمدات بھی متاثر ہوئیں (2 فیصد YoY کم ہو گئیں) جس کی بڑی وجہ عالمی طلب میں کمی اور خطے کی دیگر کرنسیوں کے مقابلے میں پاک روپے کا استحکام تھا (ایس بی پی REER 126.0 روپے فی ڈالر پر رہی)۔ اس کے نتیجے میں کرنٹ اکاؤنٹ (CA) خسارہ اس مدت کے لئے بڑے پیمانے پر 121 فیصد YoY تک بڑھ کر 5,473 ملین امریکی ڈالر (جی ڈی پی کا 2.6 فیصد) ہو گیا جو گزشتہ سال کی اس مدت میں مقابلاً 2,482 ملین امریکی ڈالر (جی ڈی پی کا 1.33 فیصد) تھا۔ برآمدات میں کمی کی صورتحال سے نمٹنے کے لئے حکومت نے زیر جائزہ سہ ماہی کے دوران ایک برآمدی چیکینج کا اعلان کیا تاکہ سالانہ برآمدات کو فروغ دیا جاسکے جس سے مستقبل میں برآمدات کی شرح نمو کو بحال رکھنے میں مدد ملے گی۔

مالیاتی توازن بھی تشویش کا موجب بنا رہا کیونکہ حکومت کی جانب سے ٹیکس وصولی کا ہدف حاصل کرنے میں ناکامی کا سلسلہ جاری رہا۔ مالی سال 17 کے اس نو ماہ کے لئے مجموعی طور پر ٹیکس وصولی کا حجم 2,258 ارب روپے تھا جو 7.9 فیصد YoY اضافے کا عکاس ہے۔ اس کی وجہ سے ایف بی آر کو مالی سال 17 کی آخری سہ ماہی میں 1,362.8 ارب روپے وصولی کا ایک کٹھن مرحلہ عبور کرنا ہو گا تاکہ مالیاتی سال 17 کے لئے 3,620.8 ارب روپے کی ٹیکس وصولی کا ہدف حاصل کیا جاسکے۔ حکومت پہلے ہی آئی ایم ایف کے سامنے یہ اعتراف کر چکی ہے کہ بجٹ خسارہ جی ڈی پی کا 4.1 فیصد رہے گا جو جی ڈی پی کے 3.8 فیصد کے ہدف سے معمولی حد تک کم ہے۔ اس کا کہنا ہے کہ ایف پی آر ٹیکس وصولی کے ہدف کو پورا کرنے کے لئے فعال اور متحرک ٹیکس وصولی کے اقدامات کی منصوبہ بندی کر رہی ہے۔ ڈی بیٹ سروسنگ نے مستقل طور پر بیرونی ذخائر پر دباؤ ڈالنے کا سلسلہ جاری رکھا جس کے نتیجے میں غیر ملکی زرمبادلہ کے ذخائر 1,652 ملین ڈالر (QoQ) تک کم ہو کر 21,551 ملین امریکی ڈالر پر آ گئے۔ حکومت بیرونی ڈی بیٹ کے تحفظ کے عمل سے گزر رہی ہے تاکہ ذخائر کو بچا جاسکے اور ایکسچینج ریٹ کو کنٹرول میں رکھا جائے۔

موزوں ترین ماڈل پر منحصر نمبروں کے باوجود ایس بی پی نے ادائیگیوں کے توازن کی صورتحال کو مد نظر رکھتے ہوئے مانیٹری پالیسی کے گوشواروں میں پالیسی ریٹ 5.75 فیصد پر برقرار رکھنے کا فیصلہ کیا۔

سی پیک پروجیکٹس سے متعلق انفراسٹرکچر ڈیولپمنٹ کے باعث مستحکم جی ڈی پی گروتھ جاری رہنے سے معیشت مستحکم رہنے کی توقع ہے۔ سی پیک کے سبب توانائی کی پیداوار اور تقسیم میں نمایاں بہتری سے ملک میں بجلی کے وسیع تر بحران میں نمایاں کمی آئے گی اور صنعتی شعبے کو قدرے استحکام حاصل ہو گا جس کے نتیجے میں ایل ایس ایم گروتھ کی سطح بلند تر ہو جائے گی۔ اس کے باوجود بیرونی اکاؤنٹ کے محاذ پر ممکنہ طور پر بیرونی ڈی بیٹ سروسنگ میں مالی سال 17 کی چوتھی سہ ماہی میں نمایاں حد تک دباؤ بڑھ سکتا ہے۔





Be aware, Be alert, Be safe

Learn about investing at
www.jamapunji.pk

Key features:

-  Licensed Entities Verification
-  Scam meter*
-  Jamapunji games*
-  Tax credit calculator*
-  Company Verification
-  Insurance & Investment Checklist
-  FAQs Answered
-  Stock trading simulator
(based on live feed from KSE)
-  Knowledge center
-  Risk profiler*
-  Financial calculator
-  Subscription to Alerts (event notifications, corporate and regulatory actions)
-  Jamapunji application for mobile device
-  Online Quizzes



Jama Punji is an investor
Education Initiative of
Securities and Exchange
Commission of Pakistan

 jamapunji.pk


 [@jamapunji_pk](https://twitter.com/jamapunji_pk)

*Mobile apps are also available for download for android and ios devices



ABL Asset Management

Discover the potential



For Information on ABL AMC's Funds, please visit



www.ablmc.com

or



0800-22526

or visit any Allied Bank Branch